


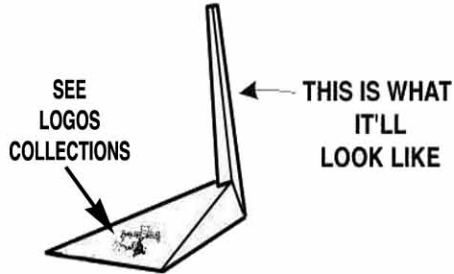
# Airplane Display Stands

GLUE TO THE BOTTOM OF THE STAND

SCORE AND FOLD ALL LINES SHOWN



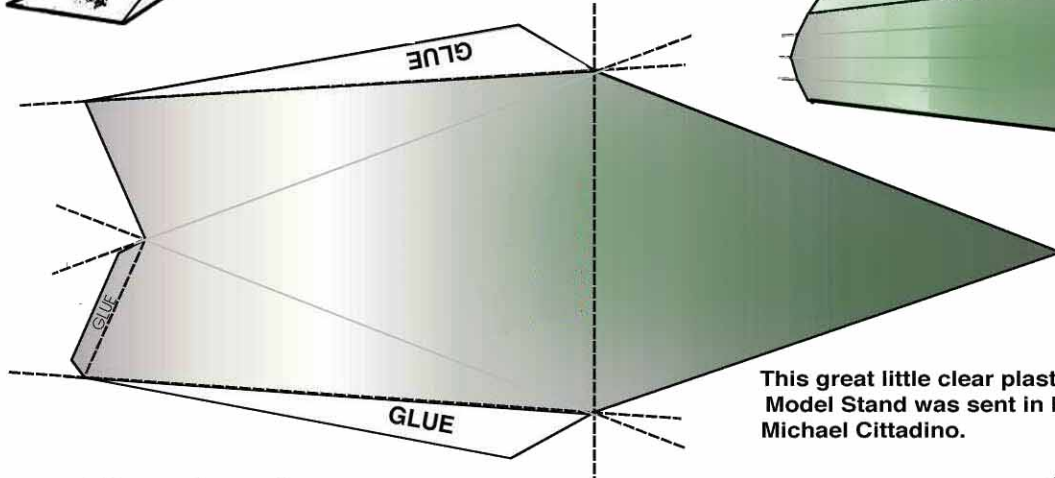
THIS PART FOLDS BACK TO BECOME THE BOTTOM



SCORE & BEND

GLUE TO THE BACK OF THE BASE

THIS IS THE VERTICAL PEDESTAL



This great little clear plastic Model Stand was sent in by Michael Cittadino.


STAND TEMPLATE

Showing the two types of stands

MODEL GOES HERE

BEND PLASTIC ALONG HERE

CUT ALONG OUTSIDE LINE



Trace this pattern onto stiff plastic sheet and cut around the OUTSIDE lines. Score the MIDDLE line and gently bend to shape. Cut little triangular hole in bottom of the model's fuselage just aft of the wings to take the tip of the stand. A little glue at the joining would be nice

